



Vorlesung Open Data:

Aid Transparency und Open Aid

Termin 7, 21. April 2016

Dr. Matthias Stürmer und Prof. Dr. Thomas Myrach

Forschungsstelle Digitale Nachhaltigkeit

Institut für Wirtschaftsinformatik

Universität Bern

Terminübersicht Vorlesung

- > 25.02.2016: Informationen zur Vorlesung und Einführung ins Thema OD und OG
- > 03.03.2016: Open Government Data und Impact Measuring Framework
- > 10.03.2016: Digitale Nachhaltigkeit
- > 17.03.2016: Entstehung und Anwendung des Öffentlichkeitsgesetz
- > 24.03.2016: Geistiges Eigentum und die Open-Bewegung
- > 31.03.2016: Osterferien
- > 07.04.2016: Open Data Journalism
- > 14.04.2016: Open Finance and Participatory Budgeting
- > **21.04.2016: Open Aid**
- > 28.04.2016: Open Procurement
- > 05.05.2016: Auffahrt
- > 12.05.2016: Open Geodata
- > 19.05.2016: Linked Data und Semantic Web
- > 26.05.2016: Open Corporate Data
- > 02.06.2016: frei
- > 09.06.2016: Prüfung 1. Termin; 08.09.2016 Prüfung 2. Termin

21. April 2016

Vorlesung

1. Open Aid
2. Gastreferat von *Flavien Breitenmoser, EDA, Departement für Entwicklung und Zusammenarbeit (DEZA): IATI Umsetzung bei der DEZA*



Übung

1. Einführung User Experience, Usability Patterns
2. Gastreferat von *Philipp Murkowsky, Puzzle: User Experience*



Agenda

1. **Einführung Aid Transparency und Open Data**
2. International Aid Transparency Initiative (IATI)
3. Open Aid Plattformen von Schweden, Niederlanden, UK und UNDP
4. Weitere Aid Transparency Initiativen



Challenges with Intransparent Aid Data

1. Challenges for donor governments:

- > **Donor governments** don't know what other donors are spending or planning to spend.
- > This is leading to the **duplication of efforts** in some areas and underfunding in others.
- > Without aid transparency, donors cannot **coordinate** to achieve the maximum impact with their scarce resources.



Quelle: The Problem <http://www.publishwhatyoufund.org/issue/problem/>

Challenges with Intransparent Aid Data

2. Challenges for recipient governments:

- > **Recipient governments** struggle to know how much aid is invested in their country, let alone where and how it is spent.
- > When donors don't publish their spending plans, this impedes the recipient's ability to **plan long term projects**, which in turn hinders development.
- > When recipients can't include aid flows in their budgets and planning, it is hard for parliament and civil society to **hold them to account**.



Quelle: The Problem <http://www.publishwhatyoufund.org/issue/problem/>

Challenges with Intransparent Aid Data

3. Challenges for civil society:

- > **Civil society**, including NGOs, legislators and citizens, have the right to know what aid is coming into the country and what it's being spent on.
- > More and better information about aid will increase the incentive to **improve the effectiveness of aid** and fulfill taxpayers' need to know that money is being well spent.



Quelle: The Problem <http://www.publishwhatyoufund.org/issue/problem/>

Challenges with Intransparent Aid Data

Conclusion:

- > **Knowing what is being spent where, by whom, and with what results is the basic foundation for increasing aid effectiveness.**
- > “48% of Rwanda’s national budget comes from donors. Our home revenues cannot handle every citizen’s concerns, but good governance and transparency requires funds to be allocated according to our needs.” – *Alexis Nkurunziza, Collective Leagues and Associations of Defense of Human Rights*



Quelle: The Problem <http://www.publishwhatyoufund.org/issue/problem/>

There's lots of information available but it's...



Different formats




Hard to find



Not current



Not comparable



Inconsistent



**In multiple
locations**



**Not forward
looking**



**Not
comprehensive**

Quelle: <http://www.aidtransparency.net/resources/speakers-kit>

IATI enables organisations to publish data that is...



**In a standardised
format**



**Updated
Regularly**



**From a range of
actors**



All in one place



Forward looking



Comparable

Quelle: <http://www.aidtransparency.net/resources/speakers-kit>

Aid Transparency

- > IATI satisfies four pillars of transparent aid, ensuring data is published in a manner that is:
 1. **Timely**
 2. **Comprehensive**
 3. **Accessible**
 4. **Comparable**
- > These are all crucial, as only then can donor aid spending be mapped and properly aligned with the recipient country's domestic budget.




Quelle: The Transparency Solution <http://www.publishwhatyoufund.org/issue/transparency-solution/>

Agenda

1. Einführung Aid Transparency und Open Data
2. **International Aid Transparency Initiative (IATI)**
3. Open Aid Plattformen von Schweden, Niederlanden, UK und UNDP
4. Weitere Aid Transparency Initiativen



Make Aid Transparent



Quelle: <https://vimeo.com/24621998>

About IATI


- > International Aid Transparency Initiative (IATI) is a voluntary, multi-stakeholder **initiative** that seeks to improve the **transparency** of aid, development, and humanitarian resources in order to increase their **effectiveness** in tackling poverty.
- > IATI brings together **donor and recipient countries, civil society organisations**, and other experts in aid information who are committed to working together to increase the transparency and openness of aid.



Quelle: About IATI <http://www.aidtransparency.net/about>

IATI Standard

- > At the centre of IATI is the **IATI Standard**, a format and framework for publishing data on development cooperation activities, intended to be **used by all organisations in development**, including government donors, private sector organisations, and national and international NGOs.
- > Organisations implement IATI by publishing their **aid information** in IATI's agreed electronic format (XML) – usually on their website – before linking it to the **IATI Registry**. The Registry acts as an online catalogue and index of links to all of the raw data published to the IATI Standard.

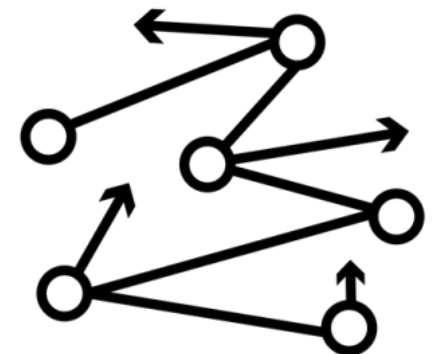


Quelle: About IATI <http://www.aidtransparency.net/about>

Problems in current aid data

Information on development cooperation is already available, but can be **problematic to use**. Data from various sources is often:

- > In different, sometimes **incompatible, formats**, making it difficult to mash up datasets
- > Difficult to find on various **aid management systems**
- > **Out of date**
- > Using **inconsistent vocabularies**, definitions, and measures
- > Inconsistencies in the way in which elements or fields are **being reported or measured**
- > Not all accessible from a **single source**
- > Mostly **not forward-looking**, reporting past activity only
- > Restricted largely to traditional bilateral and multilateral donors, creating an **incomplete picture of development**

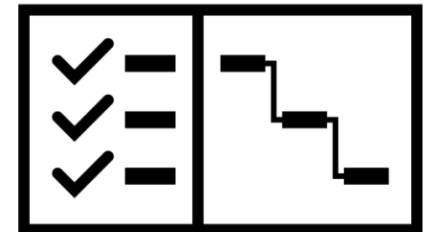


Quelle: How IATI differs from other standards <http://www.aidtransparency.net/about/iati-standard>

Solution with IATI

IATI has been designed to **enable all organisations to:**

- > Publish in the same format as other organizations, so datasets from various sources can be **easily combined**
- > Update their data on a monthly, quarterly, or six-monthly basis, to **keep information as current** as possible
- > Publish data using a **flexible standard**, regardless of the kind of development cooperation provider
- > Publish in one **central location**. The IATI Registry provides links to the data published by all organisations using the IATI Standard
- > Provide, where possible, **forward-looking information**, enabling developing country governments to plan and budget more clearly and comprehensively



Quelle: How IATI differs from other standards <http://www.aidtransparency.net/about/iati-standard>

IATI Development Toolkit

IATI Tools	Beschreibung
Aid Info Labs	Informationsportal zur IATI Initiative
Aid Stream	Online Plattform für Organisationen zur Eingabe von IATI Daten
Aid Transparency	Alle offiziellen Informationen zu IATI
Aid Transparency Tracker: Daten Qualität	Überprüfung der Datenqualität
Aid Transparency Tracker: IATI Updates	Übersicht zu aktuellen Änderungen der Daten
Aid Transparency Tracker: Zeitplan Umsetzung	Übersicht des Zeitplans zur Umsetzung von IATI Daten
CSV2IATI	Umwandlung von CSV Daten in IATI XML
IATI 2 LOD	Informationsportal mit Hilfen zur Verlinkung von IATI Daten
IATI Dashboard	Statistik Tool über die Daten von IATI (Aktivitäten, Mitglieder, Typen von Dateien etc.)
IATI Data: Benford's Law	Aufschlüsselung der IATI Transaktionen nach der Benford's Law Regel
IATI datastore	Informationsportal zur Nutzung von IATI Daten durch den CSV query builder und API
IATI Explorer	Tool zum Export von IATI Daten (veraltet)
IATI Public Validator	Überprüfung eigener Datenbestände mit dem IATI Standard
IATI XSLT	Information zur Nutzung von IATI XSLT Daten
Open Aid Register	Registrierungsseite für NROs, die im IATI Standard publizieren wollen
Organisation-ID-a-tron	Hilfe bei der Auswahl des Organisation Identifier

Quelle: Open Aid: Neue Wege der Transparenz, Partizipation und Kooperation in der Entwicklungszusammenarbeit
http://opus.kobv.de/zlb/volltexte/2015/25248/pdf/TOGI_140826_TOGI_Band_9_Rinke_Open_Aid_V1.pdf

IATI XML Standard

```
<iati-organisations generated-datetime="2014-09-10T07:15:37Z"
version="2.01">
  <!--iati-organisation starts-->
  <iati-organisation default-currency="EUR" last-updated-datetime="2014-09-
10T07:15:37Z" xml:lang="en">
    <!--organisation-identifier starts-->
    <organisation-identifier>AA-AAA-123456789</organisation-identifier>
    <!--organisation-identifier ends-->
    <!--name starts-->
    <name>
      <narrative>Organisation name</narrative>
      <narrative xml:lang="fr">Nom de l'organisme</narrative>
    </name>
```

Quelle: Example Usage XML <http://iatistandard.org/201/organisation-standard/example-xml/>

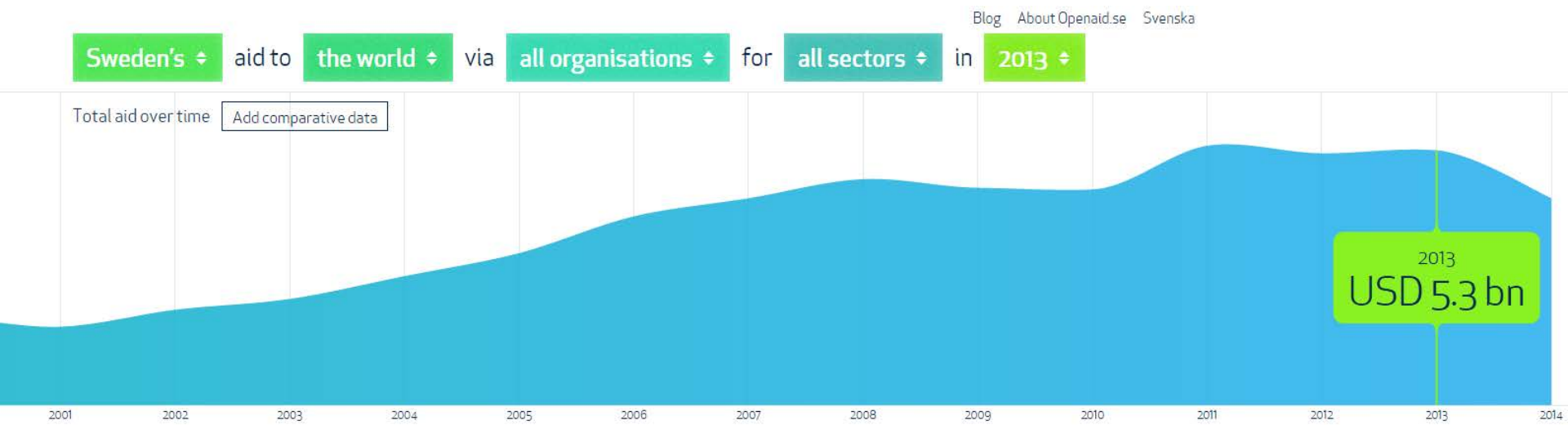
Agenda

1. Einführung Aid Transparency und Open Data
2. International Aid Transparency Initiative (IATI)
3. **Open Aid Plattformen von Schweden, Niederlanden, UK und UNDP**
4. Weitere Aid Transparency Initiativen



Sweden Open Aid Portal

www.openaid.se



5722 activities with the combined value of USD 5.3 bn, summarized by

Recipient by largest amount first

Countries	USD 1.7 bn
Multilateral core support	USD 1.5 bn
Other (bilateral, unspecified)	USD 864 m
Refugees in Sweden	USD 705 m
Regions	USD 295 m

Export 5722 activities

Welcome to Openaid.se
Openaid.se is a web-based information service about Swedish aid built on open government data.
On this site, you can follow when, to whom and for what purposes aid funds have been disbursed, and with what results.
Please note that the data sets for 2013 and 2014 are not yet complete. [Read more about the new Openaid.se here.](#)

Sweden's aid to all countries via all organisations for all sectors in 2013

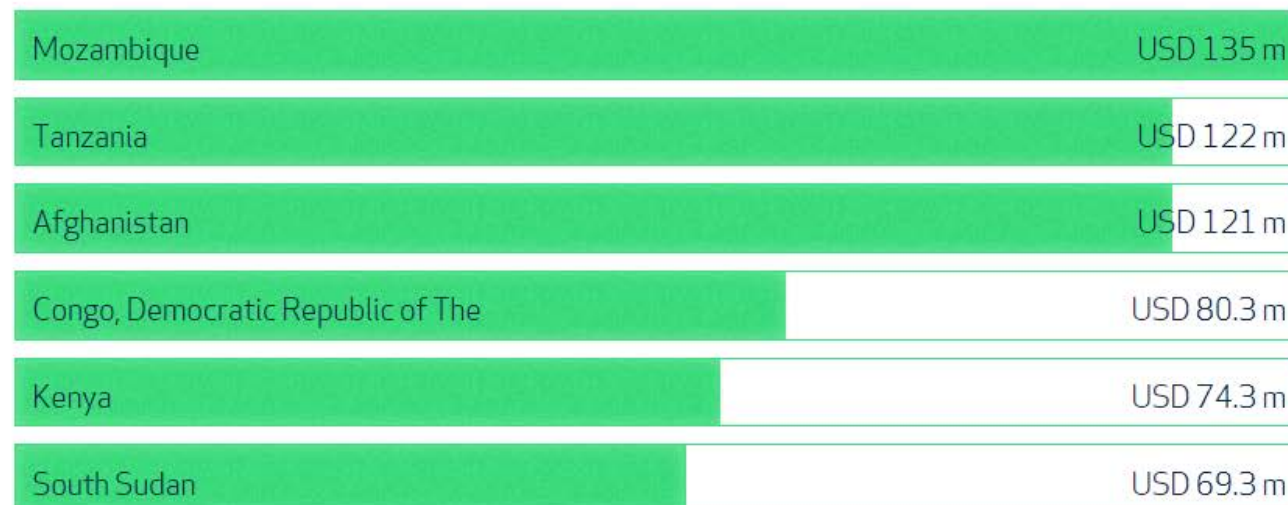


3911 activities with the combined value of USD 1.7 bn, summarized by

Countries

by largest amount first

Export 3911 activities



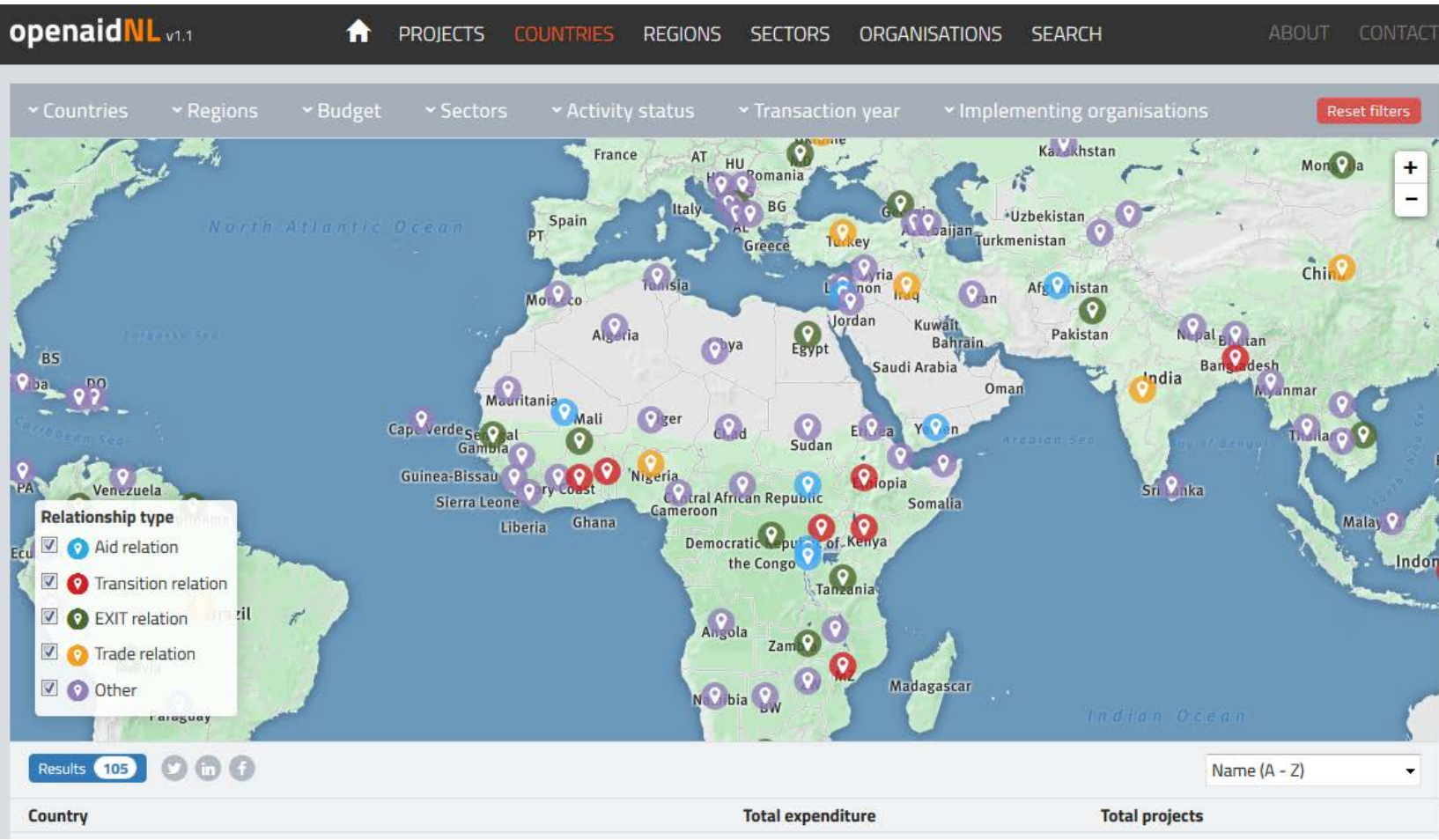
About the Swedish Open Aid Portal

- > The goal is to fight poverty as effectively as possible. To achieve this goal, **aid has to be open to public control** and ideas from more sources.
- > In 2010, a **transparency guarantee** was introduced to Swedish development assistance. The guarantee means that public documentation and information about Swedish aid are actively made available on the Web. The website for this is **Openaid.se**, a web-based information service about Swedish aid built on open government data.
- > Parts of the aid information are **subject to confidentiality** and therefore excluded from publication on Openaid.se. This is because cooperative partners and individuals may be harmed by its publication.

Quelle: <http://www.openaid.se/about/>

Netherlands Open Aid Portal

www.openaid.nl



Visualisation view

List view

▼ Budget ▼ Sectors ▼ Activity status ▼ Transaction year ▼ Implementing organisations

Reset filters

Results

13


☒ deactivate indirect expenditure

Expenditure per region

Unspecified per region

Worldwide unspecified

Africa ▶

☒ Direct expenditure☐ Indirect expenditure

Nicaragua

Direct expenditure: € 117,17 mln

Indirect expenditure: € 9,42 mln

[Go to country page](#)

America ▶

☒ Direct expenditure☐ Indirect expenditure

Asia ▶

☒ Direct expenditure☐ Indirect expenditure

Insight into development aid: open data of the Dutch government

- > This platform extracts the raw **IATI** data published by the Dutch Ministry of Foreign Affairs from the IATI registry, and presents it in an easy-to-use web interface. It does **not alter or interpret the data** in any way.
- > Transparency of development aid enhances the **effectiveness and quality** of development aid.
- > **Governments** of developing countries are able to plan better when they have access to **accurate and up-to-date information** about aid flows into their countries. **Citizens** in developing countries can hold their **governments accountable** for the spending of aid. The **Dutch public** gets a **better picture** of how public money is spent.
- > The value of open data is greatly increased if it can be compared and added up internationally. **The International Aid Transparency Initiative (IATI)** aims to do just that – to develop an international standard for the publication of aid data.

Quelle: <https://www.openaid.nl/over>

UK Open Aid Portal

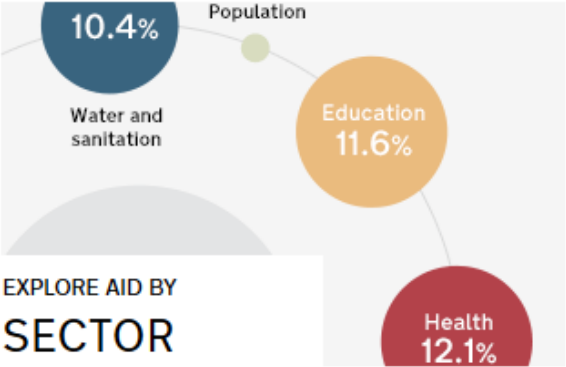
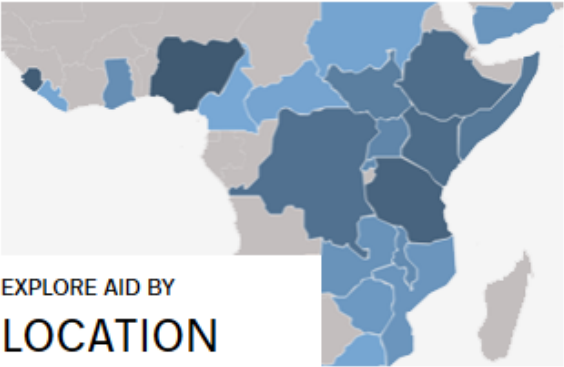
devtracker.dfid.gov.uk

Follow how the UK invests in developing countries



Search Projects

Search



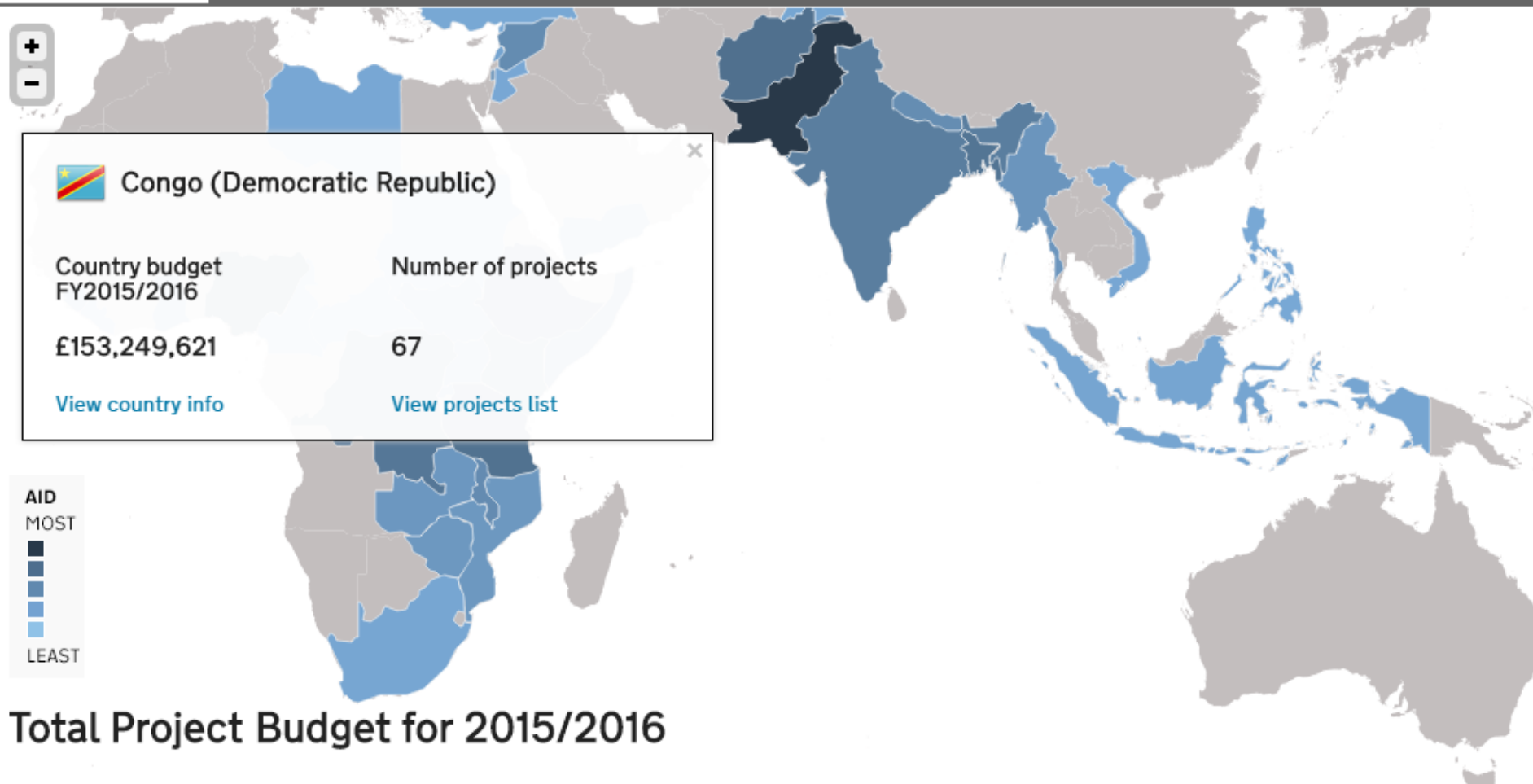
UK AID TOP 5s

Aid by Location

Country Projects

Regional Projects

Global Projects

 Subscribe

Disclaimer: Country borders do not necessarily reflect the UK Government's official position.

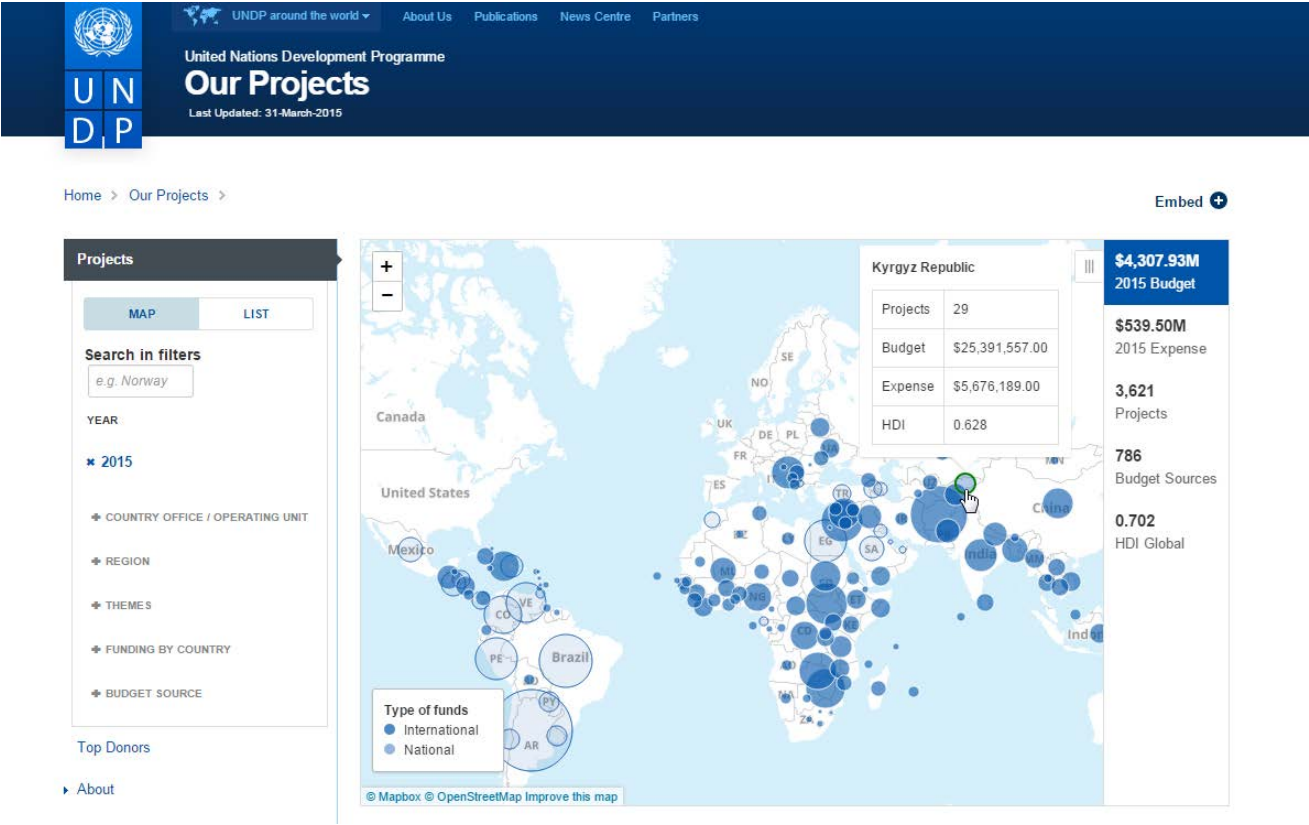
About the UK Open Aid Portal

- > **The Development Tracker** allows you to find and explore detailed information on international development projects funded by the UK Government.
- > The tracker is built using open data published by UK Government and partners, using the **International Aid Transparency Initiative (IATI) standard**.
- > The site also contains an **API (application programming interface)** enabling developers to retrieve the data in JSON format.
- > The source code for the Development Tracker is available at **GitHub.com/dfid** so that others can freely re-use or even contribute to the code.

Quelle: <http://devtracker.dfid.gov.uk/about/>

United Nations Development Programme UNDP Open Aid Portal

> <http://open.undp.org>



Content of Open.undp.org



- > Open.undp.org presents **UNDP's 6,000+ development projects** and 8,000 outputs in 177 countries and territories worldwide.
- > It represents UNDP's commitment to publish comprehensive, quality and timely **information about aid flows and results.**
- > Open.undp.org is a component of our implementation of the **International Aid Transparency Initiative (IATI)** to which UNDP is a signatory.
- > Open.undp.org enables users to find project information categorized broadly by **location, funding source, and focus areas**, and drill down for comprehensive **project data**, including budget, expenditure, completion status, implementing organization, contribution to gender equality, project documents, and more.

Quelle: <http://open.undp.org/#about/open>

Legal and Technical Aspects



- > All data in open.undp.org can be used free of charge in compliance with the **Creative Commons' Attribution License (CC-BY)**.
- > You can download data in **IATI XML, CSV, and JSON formats**, as a whole database or for individual countries, regions, or sectors.
- > You can **download a snippet of code** to embed in your website and to visually depict data subsets (look for the "Embed" button).
- > For developers, data is available as an **API (JSON)**. A Web API is a way for other web sites to access data directly. It is the interface of choice for creating custom data visualizations, live combinations with other data sources, and more.

Download project data

The data used on this site is free to use under the Creative Commons' Attribution License (CC-BY) and available in the following formats.

JSON

Individual Project Data: <http://open.undp.org/api/projects/{project-id}.json>
Project Summaries: http://open.undp.org/api/project_summary_{year}.json
Operating Unit Data: <http://open.undp.org/api/units/{operating-unit}.json>
Operating Unit Index: <http://open.undp.org/api/operating-unit-index.json>
Sublocation Location Index: <http://open.undp.org/api/subnational-locs-index.json>
Region Index: <http://open.undp.org/api/region-index.json>
Donor Index: <http://open.undp.org/api/donor-index.json>
Donor by Country Index: <http://open.undp.org/api/donor-country-index.json>
Focus Area Index: <http://open.undp.org/api/focus-area-index.json>
Aid Classification Index: <http://open.undp.org/api/crs-index.json>
Human Development Index: <http://open.undp.org/api/hdi.json>

Comma Separated Values
[undp-project-data.zip](#)

IATI XML
Latest data in IATI Data format is available at <http://www.iatiregistry.org/publisher/undp>.

Data.undp.org
Visit data.undp.org for more download possibilities.

Quelle: <http://open.undp.org/#about/usage>

Agenda

1. Einführung Aid Transparency und Open Data
2. International Aid Transparency Initiative (IATI)
3. Open Aid Plattformen von Schweden, Niederlanden, UK und UNDP
4. **Weitere Aid Transparency Initiativen**





Publish What You Fund

www.publishwhatyoufund.org





Index



Resources



Updates

 [Our Work](#) [About Us](#) [Contact Us](#)




The deadline has passed.
In 2011, donor organisations from around the world promised to make their aid transparent by December 2015.
Who kept their commitment?



 **Five years on - How transparent is the EU's aid?**

Blog April 18, 2016
This blog post originally appeared on BlogActiv.eu.
If - as the UK Prime Minister David Cameron is finding out - a...
      0

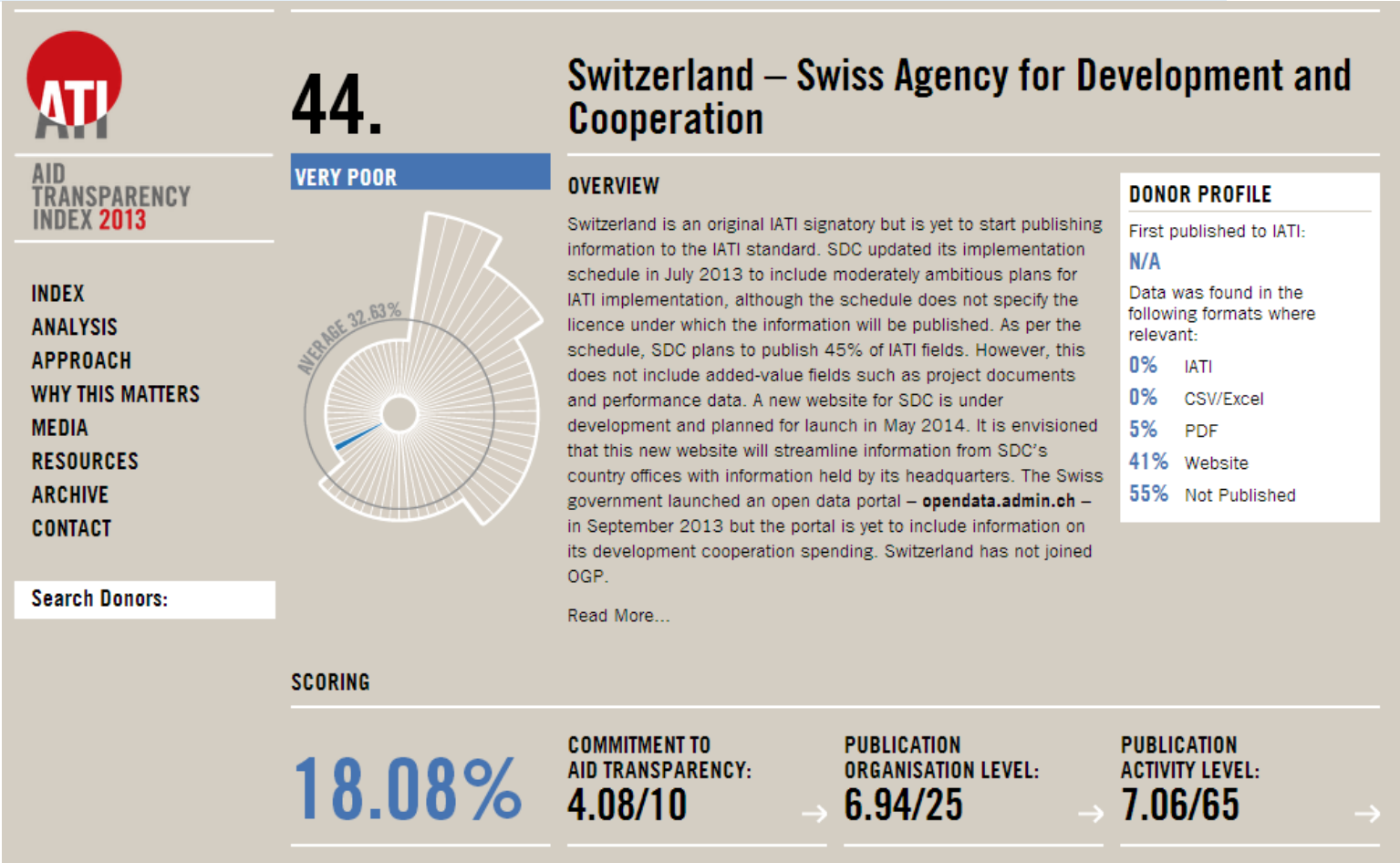
 **Helen Clark: Keynote speech at the 2016 Aid Transparency Index launch**





36

Aid Transparency Index 2013: Schweiz schneidet sehr schlecht ab!



Quelle: <http://ati.publishwhatyoufund.org/2013/donor/switzerland/>



Results

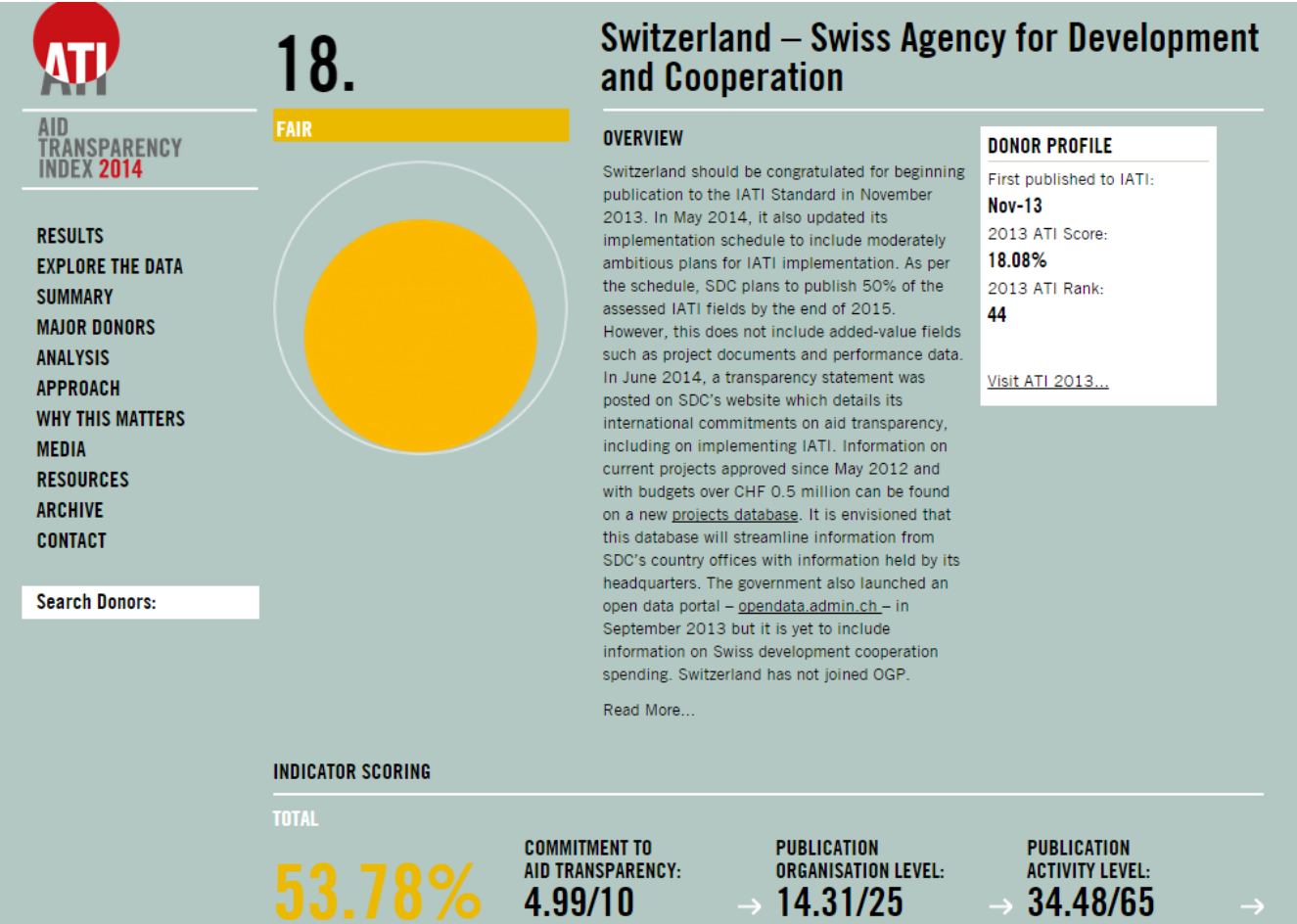
Donor Ranking

CONTACT

47. Austria, ADA
48. Latvia, MFA
49. Belgium, DGCD
50. Luxembourg, MFA
51. Slovakia, SAIDC
52. Slovenia, MFA
53. Japan, MOFA
54. Italy, MAE
55. Poland, MFA
56. Croatia, MFA
57. Romania, MFA
58. France, MINEFI
59. Brazil, ABC
60. UK, MOD
61. Germany, AA
62. Hungary, MFA
63. Bulgaria, MFA
64. Malta, MFA
65. Lithuania, MFA
66. Cyprus, CyprusAid
67. Greece, HellenicAid
68. China, MOFCOM

38

Aid Transparency Index 2014: Schweiz ist sehr viel besser




Quelle: <http://ati.publishwhatyoufund.org/2014/donor/switzerland/>

2016

Search Donors:

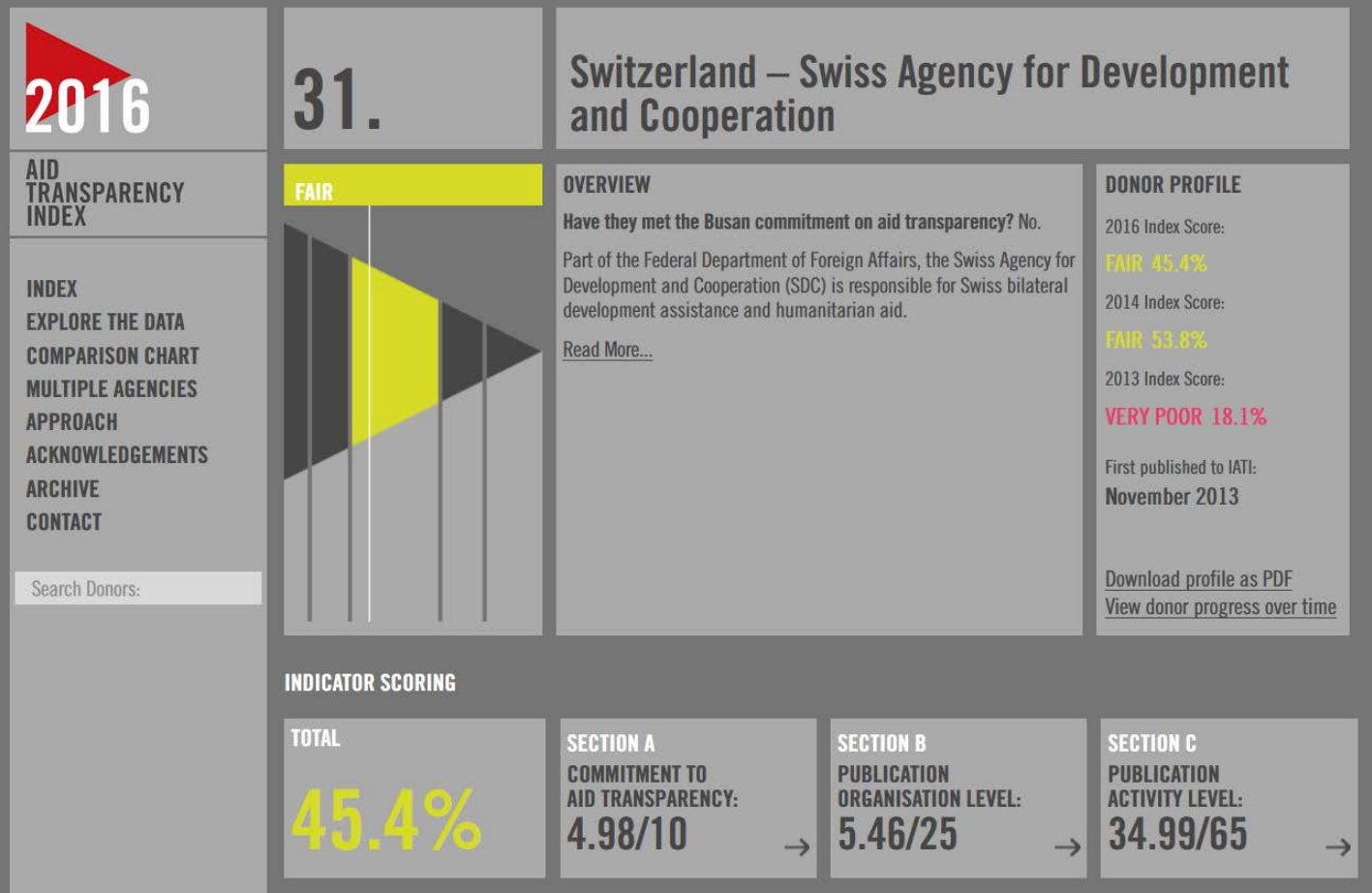
31. Switzerland, SDC 45.4%



42. Italy, MAE
43. Japan, MOFA
44. France, MINEFI
45. China, MOFCOM
46. UAE

40

Aid Transparency Index 2016: Schweiz fällt wieder zurück



Quelle: <http://ati.publishwhatyoufund.org/donor/switzerland/>

Aid Transparency Index 2013

- > "The Swiss government launched an open data portal – **opendata.admin.ch** – in September 2013 but the portal is yet to include information on its development cooperation spending. Switzerland has not joined OGP."
- > **RECOMMENDATIONS**
 - **Switzerland should join IATI** and aim to begin publishing to the IATI standard in 2014. It should update its common standard implementation schedule by early 2014, to include plans for full implementation of IATI by the end of 2015.
 - SDC should make information on its aid activities available through the **government's open data portal**.
 - **Switzerland should consider joining OGP**. This would be an opportunity to share best practice in open data and open government approaches with peers in the development community and with partners who receive Swiss aid.

Quelle: <http://newati.publishwhatyoufund.org/2013/donor/switzerland/>

Aid Transparency Index 2014

- > "Switzerland scores 53.8%, a 36 percentage point increase on its score in 2013, **making it the biggest improver in 2014.**"
- > **RECOMMENDATIONS**
 - Switzerland should work to **improve its publication to IATI** so it is comprehensive and uses all fields, including forward-looking budgets, sub-national location data, links to project documents and results data. It should publish a more complete organisation file, including organisation planning documents.
 - It should **update its implementation schedule** so it is ambitious and includes specific timelines and delivery targets, aiming towards full publication of the IATI Standard by the end of 2015.
 - **Switzerland should join OGP.** This would be an opportunity to share best practice in open data and open government approaches.

Quelle: <http://ati.publishwhatyoufund.org/2014/donor/switzerland/>

Aid Transparency Index 2016

> Challenges and room for improvement

- After making progress in the 2014 Index, Switzerland's transparency has faltered in 2016, with a **score of 45.4%**.
- Switzerland publishes an organisation file to IATI, but the **file did not contain current and forward-looking information** at the time of review.
- Of the eleven activity-level indicators not published to the IATI Registry, only three are made available in other formats. **Five indicators are not published** at all, including **impact appraisals, activity budgets and Memoranda of Understanding**.

> RECOMMENDATIONS

- Switzerland should update its **organisation file** on the IATI Registry so it is comprehensive and includes financial information.
- It should publish **more details on activities to the IATI Registry**
- Switzerland should improve the accessibility of its data by **allowing for bulk export of the data under an open license** on its portal.

Quelle: <http://ati.publishwhatyoufund.org/donor/switzerland/>

Road to 2015



www.roadto2015.org

ROAD
to 2015

WHAT'S THE
ISSUE?

WHAT DO WE
WANT?

WHY IS IT
IMPORTANT?

NEWS


PARTNERS

AID
TRANSPARENCY
REVIEWS

What's the issue?

Aid makes a real difference. It can save lives, put kids into school and reduce poverty. But at the moment no one knows exactly how much money is being spent, where or on what. In most cases, not even governments receiving aid have a full picture of where all the money goes. This undermines aid's potential and its effectiveness. We urgently need more up to date information about aid so that governments, civil society and citizens can ensure it is having the best possible impact.

This chart shows just how invisible aid is in some of the countries that are most reliant upon it.





How much aid is visible in partner countries?

Download

Open Aid Partnership OAP

www.openaidmap.org





PARTNERSHIP


SERVICES

MAP




BLOG

NEWS

Our goal is to increase the supply of and demand for open aid data, building the capacity of our stakeholders to collaboratively leverage it for the improved ability to plan, manage, and coordinate aid-related decision making, leading to enhance development outcomes.



ABOUT US



"The Open Aid Partnership (OAP) brings together development partners, governments, civil society organizations, foundations, and the private sector to improve aid transparency and effectiveness. The OAP's goal is to collect and open up local development data to engage citizens and other stakeholders in evidence-based conversations on development."



Development Initiatives

www.devinit.org




OUR WORK DEVELOPMENT DATA HUB PUBLICATIONS NEWS & EVENTS MEDIA ABOUT 

Aid spending by Development Assistance Committee donors in 2015

Aiding domestic revenue mobilisation

Investments in peace and security

Investments to End Poverty 2015



Aid spending by Development Assistance Committee donors in 2015

LATEST NEWS



Donors gave a record amount of aid for hosting refugees i...
Investments to End Poverty



New report shows some of the world's most fragile cou...
Investments to End Poverty



International Aid Transparency Initiative's an...
Information to empower


More news








AidData

www.aiddata.org



Open Data for International Development

[BLOG](#)

ABOUT ▾

DATA ▾

DASHBOARD


MAPS

ANALYSIS ▾


PROGRAMS ▾

LOG IN

GOVERNANCE DATA:
**WHO USES IT
AND WHY?**






GOVERNANCE
DATA ALLIANCE




"GOVERNANCE DATA: WHO USES IT AND WHY?" - AIDDATA/GDA REPORT NOW ONLINE


SEARCH THE DATA



DOWNLOAD OUR DATA



VIEW OUR MAPS



Better Data. Better Evidence. Better Results.

