



Vorlesung Open Data

Aid Transparency und Open Aid

Termin 10, 3. Mai 2018

Dr. Matthias Stürmer und Prof. Dr. Thomas Myrach

Forschungsstelle Digitale Nachhaltigkeit
Institut für Wirtschaftsinformatik
Universität Bern

Terminübersicht Vorlesung

22. Februar 2018	Informationen zur Vorlesung, Einführung ins Thema Open Data und Open Government
01. März 2018	Open Government Data und das Impact Measuring Framework
08. März 2018	Digitale Nachhaltigkeit
15. März 2018	Entstehung und Anwendung des Öffentlichkeitsgesetz
22. März 2018	Geistiges Eigentum und die Open-Bewegung
29. März 2018	Open Data Journalism
05. April 2018	Semesterferien
12. April 2018	Open Finance und Participatory Budgeting
19. April 2018	Open Transport Data
26. April 2018	Open Geodata
03. Mai 2018	Aid Transparency und Open Aid
10. Mai 2018	Auffahrt
17. Mai 2018	Linked Data und Semantic Web
24. Mai 2018	Open Corporate Data
31. Mai 2018	Abschlusspräsentationen Open Data Apps

1. **Einführung Aid Transparency und Open Data**
2. International Aid Transparency Initiative (IATI)
3. Open Aid Plattformen
4. Aid Transparency Index



Challenges with Intransparent Aid Data

1. Challenges for donor governments:

- > **Donor governments** don't know what other donors are spending or planning to spend.
- > This is leading to the **duplication of efforts** in some areas and underfunding in others.
- > Without aid transparency, donors cannot **coordinate** to achieve the maximum impact with their scarce resources.

Quelle: The Problem <http://www.publishwhatyoufund.org/issue/problem/>



Challenges with Intransparent Aid Data

2. Challenges for recipient governments:

- > **Recipient governments** struggle to know how much aid is invested in their country, let alone where and how it is spent.
- > When donors don't publish their spending plans, this impedes the recipient's ability to **plan long term projects**, which in turn hinders development.
- > When recipients can't include aid flows in their budgets and planning, it is hard for parliament and civil society to **hold them to account**.

Quelle: The Problem <http://www.publishwhatyoufund.org/issue/problem/>



Challenges with Intransparent Aid Data

3. Challenges for civil society:

- > **Civil society**, including NGOs, legislators and citizens, have the right to know what aid is coming into the country and what it's being spent on.
- > More and better information about aid will increase the incentive to **improve the effectiveness of aid** and fulfill taxpayers' need to know that money is being well spent.



Quelle: The Problem <http://www.publishwhatyoufund.org/issue/problem/>

Challenges with Intransparent Aid Data

Conclusion:

- > **Knowing what is being spent where, by whom, and with what results is the basic foundation for increasing aid effectiveness.**
- > “48% of Rwanda’s national budget comes from donors. Our home revenues cannot handle every citizen’s concerns, but good governance and transparency requires funds to be allocated according to our needs.” – *Alexis Nkurunziza, Collective Leagues and Associations of Defense of Human Rights*

Quelle: The Problem <http://www.publishwhatyoufund.org/issue/problem/>



There's lots of information available but it's...



Different formats



Hard to find



Not current



**Not
comparable**



Inconsistent



**In multiple
locations**



**Not forward
looking**



**Not
comprehensive**

Quelle: <http://www.aidtransparency.net/resources/speakers-kit>

IATI enables organisations to publish data that is...



**In a standardised
format**



**Updated
Regularly**



**From a range
of actors**



All in one place



Forward looking



Comparable

Quelle: <http://www.aidtransparency.net/resources/speakers-kit>

Aid Transparency

- > IATI satisfies four pillars of transparent aid, ensuring data is published in a manner that is:
 1. **Timely**
 2. **Comprehensive**
 3. **Accessible**
 4. **Comparable**

- > These are all crucial, as only then can donor aid spending be mapped and properly aligned with the recipient country's domestic budget.



Quelle: The Transparency Solution <http://www.publishwhatyoufund.org/issue/transparency-solution/>

1. Einführung Aid Transparency und Open Data
2. **International Aid Transparency Initiative (IATI)**
3. Open Aid Plattformen
4. Aid Transparency Index



International Aid Transparency Initiative (IATI)



Quelle: <https://www.youtube.com/watch?v=cfjxWLB9kpE>

International Aid Transparency Initiative (IATI)

- > International Aid Transparency Initiative (IATI) is a voluntary, multi-stakeholder **initiative** that seeks to improve the **transparency** of aid, development, and humanitarian resources in order to increase their **effectiveness** in tackling poverty.
- > IATI brings together **donor and recipient countries, civil society organisations**, and other experts in aid information who are committed to working together to increase the transparency and openness of aid.



Quelle: About IATI <http://www.aidtransparency.net/about>

IATI Standard

- > At the centre of IATI is the **IATI Standard**, a format and framework for publishing data on development cooperation activities, intended to be **used by all organisations in development**, including government donors, private sector organisations, and national and international NGOs.
- > Organisations implement IATI by publishing their **aid information** in IATI's agreed electronic format (XML) – usually on their website – before linking it to the **IATI Registry**. The Registry acts as an online catalogue and index of links to all of the raw data published to the IATI Standard.

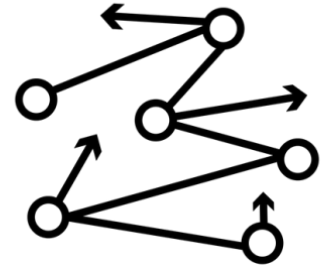
Quelle: About IATI <http://www.aidtransparency.net/about>



Problems in current aid data

Information on development cooperation is already available, but can be **problematic to use**. Data from various sources is often:

- > In different, sometimes **incompatible, formats**, making it difficult to mash up datasets
- > Difficult to find on various **aid management systems**
- > **Out of date**
- > Using **inconsistent vocabularies**, definitions, and measures
- > Inconsistencies in the way in which elements or fields are **being reported or measured**
- > Not all accessible from a **single source**
- > Mostly **not forward-looking**, reporting past activity only
- > Restricted largely to traditional bilateral and multilateral donors, creating an **incomplete picture of development**

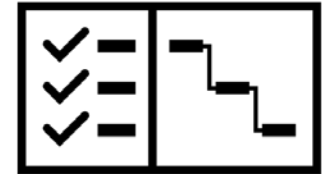


Quelle: How IATI differs from other standards <http://www.aidtransparency.net/about/iati-standard>

Solution with IATI

IATI has been designed to **enable all organisations to:**

- > Publish in the same format as other organizations, so datasets from various sources can be **easily combined**
- > Update their data on a monthly, quarterly, or six-monthly basis, to **keep information as current** as possible
- > Publish data using a **flexible standard**, regardless of the kind of development cooperation provider
- > Publish in one **central location**. The IATI Registry provides links to the data published by all organisations using the IATI Standard
- > Provide, where possible, **forward-looking information**, enabling developing country governments to plan and budget more clearly and comprehensively



Quelle: How IATI differs from other standards <http://www.aidtransparency.net/about/iati-standard>

IATI Development Toolkit

IATI Tools	Beschreibung
Aid Info Labs	Informationsportal zur IATI Initiative
Aid Stream	Online Plattform für Organisationen zur Eingabe von IATI Daten
Aid Transparency	Alle offiziellen Informationen zu IATI
Aid Transparency Tracker: Daten Qualität	Überprüfung der Datenqualität
Aid Transparency Tracker: IATI Updates	Übersicht zu aktuellen Änderungen der Daten
Aid Transparency Tracker: Zeitplan Umsetzung	Übersicht des Zeitplans zur Umsetzung von IATI Daten
CSV2IATI	Umwandlung von CSV Daten in IATI XML
IATI 2 LOD	Informationsportal mit Hilfen zur Verlinkung von IATI Daten
IATI Dashboard	Statistik Tool über die Daten von IATI (Aktivitäten, Mitglieder, Typen von Dateien etc.)
IATI Data: Benford's Law	Aufschlüsselung der IATI Transaktionen nach der Benford's Law Regel
IATI datastore	Informationsportal zur Nutzung von IATI Daten durch den CSV query builder und API
IATI Explorer	Tool zum Export von IATI Daten (veraltet)
IATI Public Validator	Überprüfung eigener Datenbestände mit dem IATI Standard
IATI XSLT	Information zur Nutzung von IATI XSLT Daten
Open Aid Register	Registrierungsseite für NROs, die im IATI Standard publizieren wollen
Organisation-ID-a-tron	Hilfe bei der Auswahl des Organisation Identifier

Quelle: Open Aid: Neue Wege der Transparenz, Partizipation und Kooperation in der Entwicklungszusammenarbeit
http://opus.kobv.de/zlb/volltexte/2015/25248/pdf/TOGI_140826_TOGI_Band_9_Rinke_Open_Aid_V1.pdf

IATI XML Standard

```
<iati-organisations generated-datetime="2014-09-10T07:15:37Z"
version="2.01">
  <!--iati-organisation starts-->
  <iati-organisation default-currency="EUR" last-updated-datetime="2014-09-
10T07:15:37Z" xml:lang="en">
    <!--organisation-identifier starts-->
    <organisation-identifier>AA-AAA-123456789</organisation-identifier>
    <!--organisation-identifier ends-->
    <!--name starts-->
    <name>
      <narrative>Organisation name</narrative>
      <narrative xml:lang="fr">Nom de l'organisme</narrative>
    </name>
```

Quelle: Example Usage XML <http://iatistandard.org/201/organisation-standard/example-xml/>


IATI bei der DEZA

International Aid Transparency Initiative (IATI)

Die DEZA ist der International Aid Transparency Initiative (IATI) beigetreten, der über 200 Geber, Partnerländer und zivilgesellschaftliche Organisationen angehören. Ihre Mitglieder stellen eine Reihe von aktuellen und vergleichbaren Daten und Informationen zur Verfügung, welche über ein zentrales Online-Register leicht zugänglich sind. Seit November 2013 veröffentlicht die DEZA regelmässig eine aktualisierte (maschinenlesbare) XML-Datei gemäss IATI-Standards.

[IATI-Register \(en\)](#) 

DEZA-Daten:

-  [IATI-XML Organisation file](#) (XML, 123.0 kB) Stand am 14.03.2017
-  [IATI-XML Activity file 2016](#) (XML, 10.4 MB) Stand am 14.03.2017

Quelle: https://www.eda.admin.ch/deza/de/home/aktivitaeten_projekte/zahlen_und_statistiken.html

Agenda

1. Einführung Aid Transparency und Open Data
2. International Aid Transparency Initiative (IATI)
3. **Open Aid Plattformen**
4. Aid Transparency Index



Sweden Open Aid Portal



Quelle: <https://openaid.se/aid/2017/>

About the Swedish Open Aid Portal

- > The goal is to fight poverty as effectively as possible. To achieve this goal, **aid has to be open to public control** and ideas from more sources.
- > In 2010, a **transparency guarantee** was introduced to Swedish development assistance. The guarantee means that public documentation and information about Swedish aid are actively made available on the Web. The website for this is **Openaid.se**, a web-based information service about Swedish aid built on open government data.
- > Parts of the aid information are **subject to confidentiality** and therefore excluded from publication on Openaid.se. This is because cooperative partners and individuals may be harmed by its publication.

Quelle: <http://www.openaid.se/about/>

Netherlands Open Aid Portal

openaidNL v1.2



PROJECTS

COUNTRIES

REGIONS

SECTORS

ORGANISATIONS

SEARCH

ABOUT

CONTACT



Quelle: <https://openaid.se/aid/2017/>

Netherlands Open Aid Portal

openaidNL v1.2



PROJECTS

COUNTRIES

REGIONS

SECTORS

ORGANISATIONS

SEARCH

ABOUT

CONTACT

▼ Budget

▼ Sectors

▼ Activity status

▼ Transaction year

▼ Receiving organisations

Reset filters



Afghanistan

SUMMARY

PROJECTS (133)

SECTORS (42)

ORGANISATIONS (67)



Transactions



Insight into development aid: open data of the Dutch government

- > This platform extracts the raw **IATI** data published by the Dutch Ministry of Foreign Affairs from the IATI registry, and presents it in an easy-to-use web interface. It does **not alter or interpret the data** in any way.
- > Transparency of development aid enhances the **effectiveness and quality** of development aid.
- > **Governments** of developing countries are able to plan better when they have access to **accurate and up-to-date information** about aid flows into their countries. **Citizens** in developing countries can hold their **governments accountable** for the spending of aid. The **Dutch public** gets a **better picture** of how public money is spent.
- > The value of open data is greatly increased if it can be compared and added up internationally. **The International Aid Transparency Initiative (IATI)** aims to do just that – to develop an international standard for the publication of aid data.

Quelle: <https://www.openaid.nl/over>

Danish Open Aid



DANIDA OpenAid
MINISTRY OF FOREIGN AFFAIRS OF DENMARK

[Contact](#) [About the site](#) [um.dk](#) [Danish](#)

[ORGANISATIONS](#)

[OFFICIAL DEVELOPMENT AID](#)

[SECTORS](#)

[COUNTRIES AND REGIONS](#)

[PROJECTS](#)

[ABOUT THE SITE](#)

OFFICIAL DEVELOPMENT AID

TOTAL DANISH DEVELOPMENT ASSISTANCE

ORGANISATIONS

WHO IMPLEMENTS THE AID?

SECTORS

WHAT IS THE AID USED FOR?

COUNTRIES AND REGIONS

WHERE IS THE AID GOING?

Quelle: <http://openaid.um.dk/en/>

UK Open Aid Portal

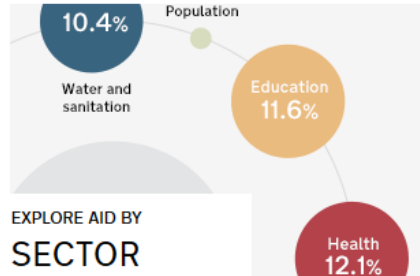
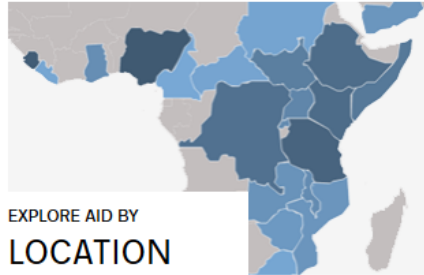
Follow how the UK invests in developing countries



Search Projects

e.g. location, sector, organisation or keyword

Search



UK AID TOP 5s

Quelle: <https://devtracker.dfid.gov.uk>



Ethiopia


[Summary](#)
[Active Projects \(23\)](#)
[Results](#)
[Report Fraud](#)
[Subscribe](#)

Status ▾

Sort results by: Title ▲ Budget ▼

Prev 1 2 3 Next

Sectors ▾

Document Type ▾

Organisations ▾

Budget Value

 -


Start and end date

 -


i Default filter shows currently active projects. To see projects at other stages, use the status filters.

Now showing projects 1 - 10 of 23

Productive Safety Net Programme Phase 4 [GB-1-204290]

Budget: **£276,200,007**

Status: **Implementation**

Reporting Org: **Department for International Development**

To reduce hunger, improve livelihoods and reduce the risk of famine in rural Ethiopia by (i) providing cash and food transfers, livelihoods advice and access to microfinance to 1.2 million extremely poor Ethiopians and (ii) creating local infrastructure which reverses environmental degradation and improves access to markets and basic services. 85% of participant households receive transfers as wages for labour on public works projects (including 32,000 km of hillside terraces, 3,000 km of rural roads and 400 new or expanded schools); while the remainder (the elderly, those with disabilities, and pregnant women) receive cash and / or food without a labour requirement. This programme contributes towards national and international development goals and DFID's own targets for reducing poverty and hunger and for building household resilience to climate change and other shocks.

About the UK Open Aid Portal

- > **The Development Tracker** allows you to find and explore detailed information on international development projects funded by the UK Government.
- > The tracker is built using open data published by UK Government and partners, using the **International Aid Transparency Initiative (IATI) standard**.
- > The site also contains an **API (application programming interface)** enabling developers to retrieve the data in JSON format.
- > The source code for the Development Tracker is available at **GitHub.com/dfid** so that others can freely re-use or even contribute to the code.

UNDP Open Aid Portal



UNDP around the world ▾ About us Publications News Centre Funding ▾

United Nations Development Programme

Our Projects

Last Updated: 31-March-2018

Home > Our Projects >

Embed +

Projects

MAP

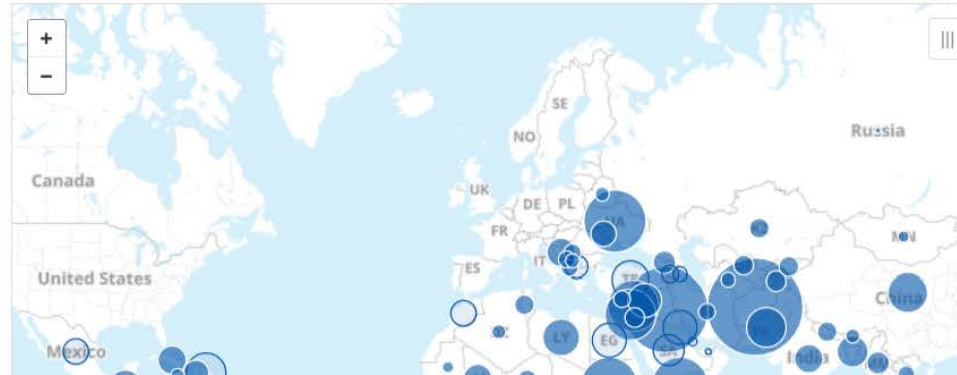
LIST

Search in filters

YEAR

× 2018

+ COUNTRY OFFICE / OPERATING UNIT



\$4,839.74M

2018 Budget

\$798.90M

2018 Expense

3,617

Projects

861

Budget Sources

0.702

Quelle: <http://open.undp.org/#2018>



United Nations Development Programme

Our Projects

Last Updated: 31-March-2018

Home > Our Projects > Afghanistan >

Embed +

Projects

MAP

LIST

Search in filters

e.g. Norway

YEAR

× 2018

COUNTRY OFFICE / OPERATING UNIT

× Afghanistan

35

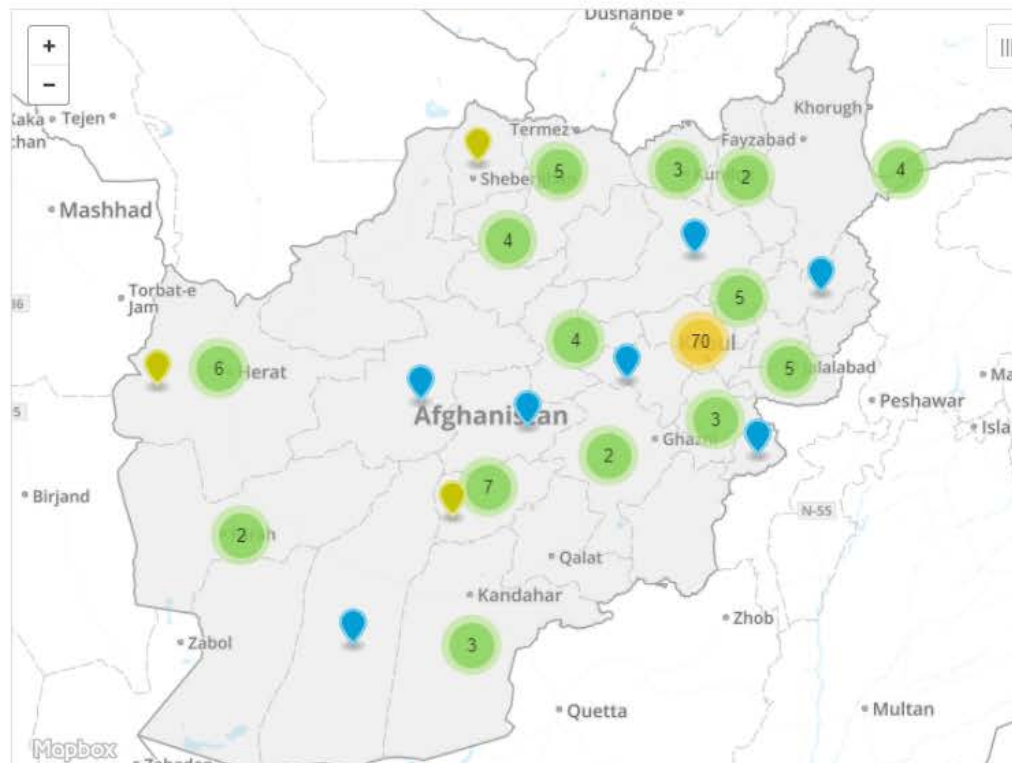
+ REGION

+ THEMES

+ FUNDING BY COUNTRY

+ BUDGET SOURCE

Top Donors



\$360.63M

2018 Budget

\$91.93M

2018 Expense

35

Projects

26

Budget Sources

0.468

HDI

GRAPH

Precision

ALL

COUNTRY

SUBNATIONAL

STREET

Content of Open.undp.org



- > Open.undp.org presents **UNDP's 6,000+ development projects** and 8,000 outputs in 177 countries and territories worldwide.
- > It represents UNDP's commitment to publish comprehensive, quality and timely **information about aid flows and results.**
- > Open.undp.org is a component of our implementation of the **International Aid Transparency Initiative (IATI)** to which UNDP is a signatory.
- > Open.undp.org enables users to find project information categorized broadly by **location, funding source, and focus areas**, and drill down for comprehensive **project data**, including budget, expenditure, completion status, implementing organization, contribution to gender equality, project documents, and more.

Quelle: <http://open.undp.org/#about/open>

Legal and Technical Aspects



- > All data in open.undp.org can be used free of charge in compliance with the **Creative Commons' Attribution License (CC-BY)**.
- > You can download data in **IATI XML, CSV, and JSON formats**, as a whole database or for individual countries, regions, or sectors.
- > You can **download a snippet of code** to embed in your website and to visually depict data subsets (look for the "Embed" button).
- > For developers, data is available as an **API (JSON)**. A Web API is a way for other web sites to access data directly. It is the interface of choice for creating custom data visualizations, live combinations with other data sources, and more.

Quelle: <http://open.undp.org/#about/usage>

Download project data

The data used on this site is free to use under the Creative Commons Attribution License (CC-BY) and available in the following formats.

JSON

Individual Project Data: [http://open.undp.org/api/projects/\(project-id\).json](http://open.undp.org/api/projects/(project-id).json)
Project Summaries: [http://open.undp.org/api/project_summary_\(year\).json](http://open.undp.org/api/project_summary_(year).json)
Operating Unit Data: [http://open.undp.org/api/units/\(operating-unit\).json](http://open.undp.org/api/units/(operating-unit).json)
Operating Unit Index: <http://open.undp.org/api/operating-unit-index.json>
Sublocation Location Index: <http://open.undp.org/api/subnational-locs-index.json>
Region Index: <http://open.undp.org/api/region-index.json>
Donor Index: <http://open.undp.org/api/donor-index.json>
Donor by Country Index: <http://open.undp.org/api/donor-country-index.json>
Focus Area Index: <http://open.undp.org/api/focus-area-index.json>
Aid Classification Index: <http://open.undp.org/api/cra-index.json>
Human Development Index: <http://open.undp.org/api/hdi.json>

Comma Separated Values

[undp-project-data.zip](#)

IATI XML

Latest data in IATI Data format is available at <http://www.iatiregistry.org/publisher/undp>.

Data.undp.org

Visit data.undp.org for more download possibilities.

Schweizer Open Aid Portal im Aufbau

Open-aid.ch



Kennzahlen



Bilaterale Zusammenarbeit



Multilaterale Beiträge



De

Fr

En

Bilaterale Zusammenarbeit Öffentliche Entwicklungshilfe (APD) und private Hilfe

Filter **Humanitäre Hilfe** Entwicklungszusammenarbeit APD Private Hilfe 2010 – 2016 Alle Länder und Regionen

2010

2016

☒ APD ☒ Private Hilfe ☒ Humanitäre Hilfe ☒ Entwicklungszusammenarbeit

Wählen Sie die Länder auf der Karte oder benutzen Sie die [Länder & Regionen Liste](#)



- [illegible]

Publish What You Fund



WHY IT MATTERS

THE INDEX

AID DONORS

OUR WORK

NEWS

ABOUT US



The Aid Transparency Index

VERY GOOD		GOOD		FAIR		POOR		VERY POOR	
UNDP	93.3%	GAVI	78.0%	U.S. USAID	59.1%	Finland, MFA	38.5%	Italy, MAE	16.0%
U.S. MCC	89.6%	Canada	76.3%	Germany, BMZ-KfW	59.0%	France, MAEDI	38.0%	Japan, MOFA	14.3%
UNICEF	89.5%	EC, NEAR	74.1%	U.S. Treasury	58.1%	UN OCHA	37.0%	France, MINERF	9.2%
UK, DFID	88.3%	EC, ECHO	71.9%	U.S. PEPFAR	57.6%	Ireland, IrishAid	37.0%	China, MOFCOM	2.2%
Global Fund	86.9%	EC, DEVCO	68.7%	U.S. State	53.9%	IMF	31.3%	UAE	0.0%
World Bank, IDA	86.1%	Netherlands, MFA	66.6%	EIB	53.5%	World Bank, IFC	30.9%		
IADB	85.6%	Denmark, MFA	64.7%	Australia	49.9%	Korea, KOICA	26.1%		
AsDB	84.9%	Germany, BMZ-GIZ	63.2%	EBRD	49.7%				
Sweden, MFA-Sida	80.7%			Belgium, DGCD	47.7%				
AfDB	80.2%			U.S. Defense	46.7%				
				Spain, MAEC	46.2%				
				Gates Foundation	46.0%				
				Switzerland, SDC	45.4%				
				France, AFD	45.2%				
				Japan, JICA	44.7%				

Quelle: <http://www.publishwhatyoufund.org/the-index/>

CONTACT



Elise Dufief

Research &
Monitoring
Manager

[Send an email](#)

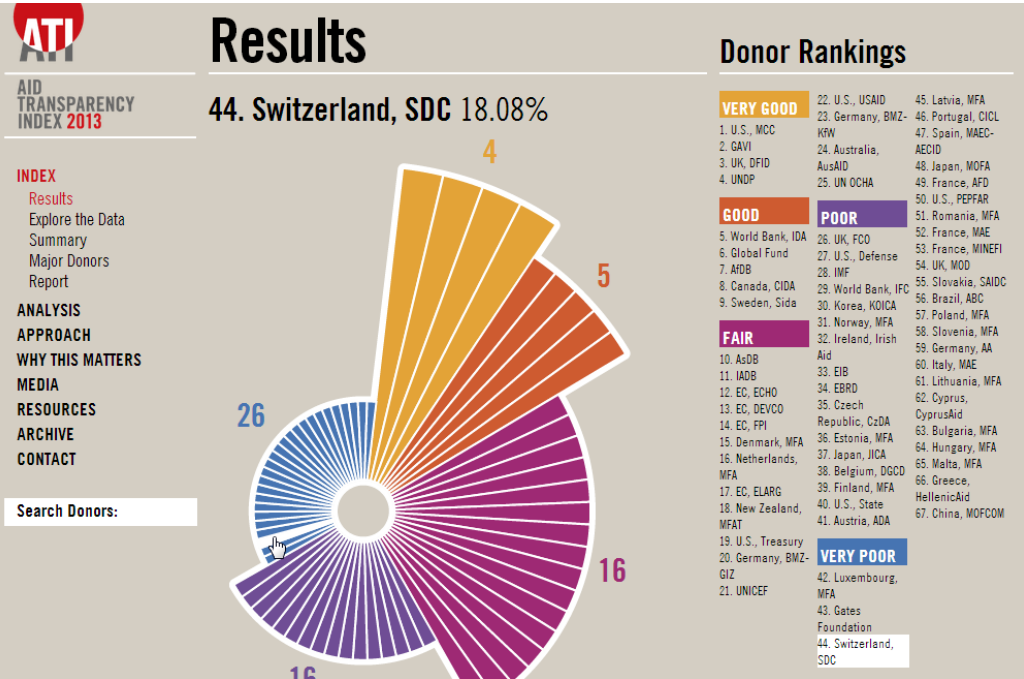


Ines Schultes

Research Assistant

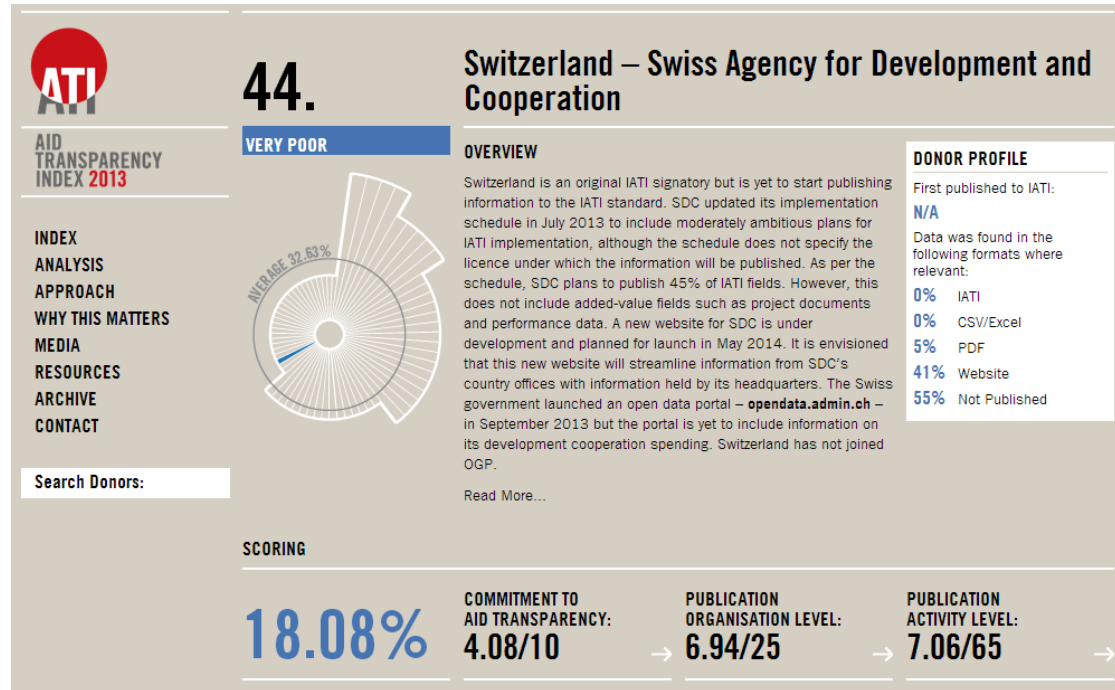
[Send an email](#)

**Aid Transp
Schweiz so**



FS 2018

Aid Transparency Index 2013: Schweiz schneidet sehr schlecht ab!



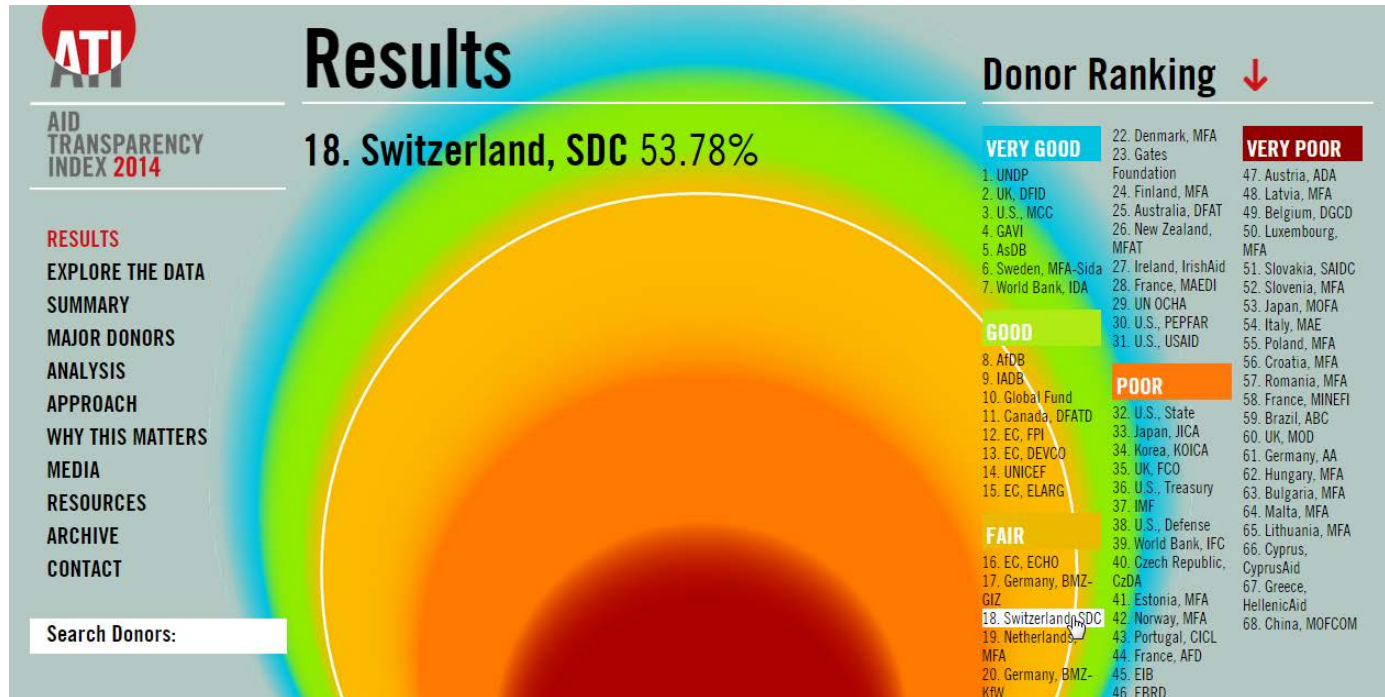
Quelle: <http://ati.publishwhatyoufund.org/2013/donor/switzerland/>

Aid Transparency Index 2013: Verbesserungsvorschläge

- > "The Swiss government launched an open data portal – **opendata.admin.ch** – in September 2013 but the portal is yet to include information on its development cooperation spending. Switzerland has not joined OGP."
- > **RECOMMENDATIONS**
 - **Switzerland should join IATI** and aim to begin publishing to the IATI standard in 2014. It should update its common standard implementation schedule by early 2014, to include plans for full implementation of IATI by the end of 2015.
 - SDC should make information on its aid activities available through the **government's open data portal**.
 - **Switzerland should consider joining OGP**. This would be an opportunity to share best practice in open data and open government approaches with peers in the development community and with partners who receive Swiss aid.

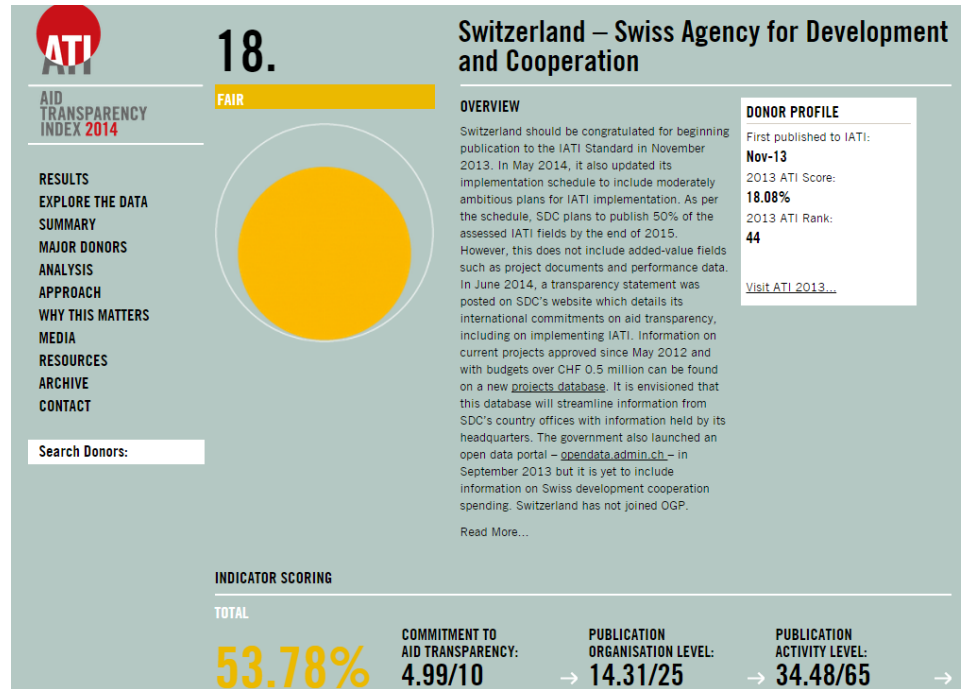
Quelle: <http://newati.publishwhatyoufund.org/2013/donor/switzerland/>

Aid Transparency Index 2014: Schweiz ist sehr viel besser



Quelle: <http://ati.publishwhatyoufund.org/index-2014/results/>

Aid Transparency Index 2014: Schweiz ist sehr viel besser



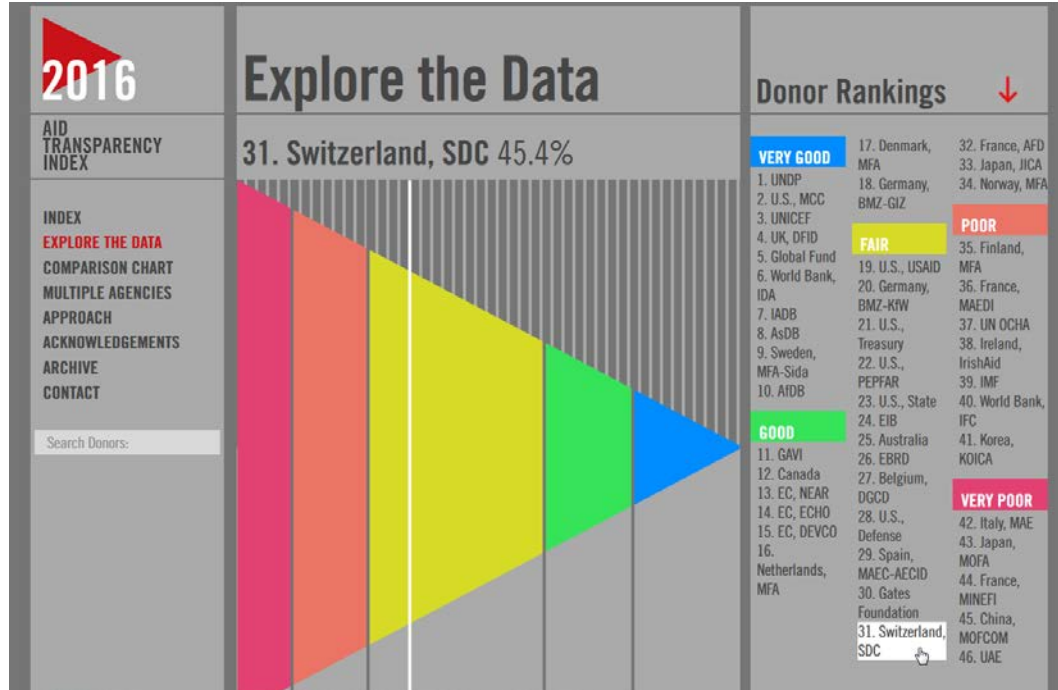
Quelle: <http://ati.publishwhatyoufund.org/2014/donor/switzerland/>

Aid Transparency Index 2014: Verbesserungsvorschläge

- > "Switzerland scores 53.8%, a 36 percentage point increase on its score in 2013, **making it the biggest improver in 2014.**"
- > **RECOMMENDATIONS**
 - Switzerland should work to **improve its publication to IATI** so it is comprehensive and uses all fields, including forward-looking budgets, sub-national location data, links to project documents and results data. It should publish a more complete organisation file, including organisation planning documents.
 - It should **update its implementation schedule** so it is ambitious and includes specific timelines and delivery targets, aiming towards full publication of the IATI Standard by the end of 2015.
 - **Switzerland should join OGP.** This would be an opportunity to share best practice in open data and open government approaches.

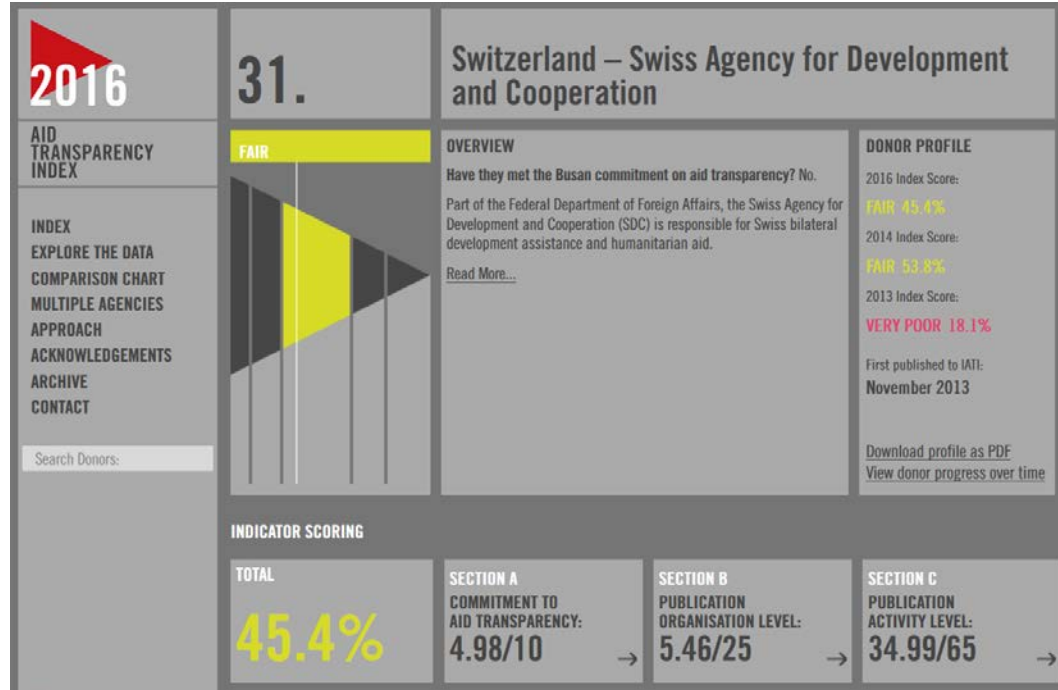
Quelle: <http://ati.publishwhatyoufund.org/2014/donor/switzerland/>

Aid Transparency Index 2016: Schweiz fällt wieder zurück



Quelle: <http://ati.publishwhatyoufund.org/index-2016/explore-the-data/>

Aid Transparency Index 2016: Schweiz fällt wieder zurück



Quelle: <http://ati.publishwhatyoufund.org/donor/switzerland/>

Aid Transparency Index 2016: Verbesserungsvorschläge

> Challenges and room for improvement

- After making progress in the 2014 Index, Switzerland's transparency has faltered in 2016, with a **score of 45.4%**.
- Switzerland publishes an organisation file to IATI, but the **file did not contain current and forward-looking information** at the time of review.
- Of the eleven activity-level indicators not published to the IATI Registry, only three are made available in other formats. **Five indicators are not published** at all, including **impact appraisals, activity budgets and Memoranda of Understanding**.

> RECOMMENDATIONS

- Switzerland should update its **organisation file** on the IATI Registry so it is comprehensive and includes financial information.
- It should publish **more details on activities to the IATI Registry**
- Switzerland should improve the accessibility of its data by **allowing for bulk export of the data under an open license** on its portal.

Quelle: <http://ati.publishwhatyoufund.org/donor/switzerland/>

Aid Transparency Index 2018: In Erarbeitung

2.0 Index methodology

2.1 Process for compiling the Index

The next Index will be compiled over a six month process. As usual, it will include approximately three months of interactive data collection followed by a period of analysis and report writing.

Preparation phase	August 2017	Organisations included in the Index and timeline announced Data Quality Tester updated
Data collection	Q4 2017	Aid Transparency Tracker updated Data collection opens
	Q1 2018	Data collection closes
Analysis and launch	Q1-Q2 2018	Analysis, Index writing and editing
	Q2 2018	Index report and website launched

2018 Aid Transparency
Index

Guidelines

Publish WhatYouFund
The Global Campaign for Aid Transparency

Quelle: <http://www.publishwhatyoufund.org/wp-content/uploads/2017/06/2018-Aid-Transparency-Index-Guidelines.pdf>